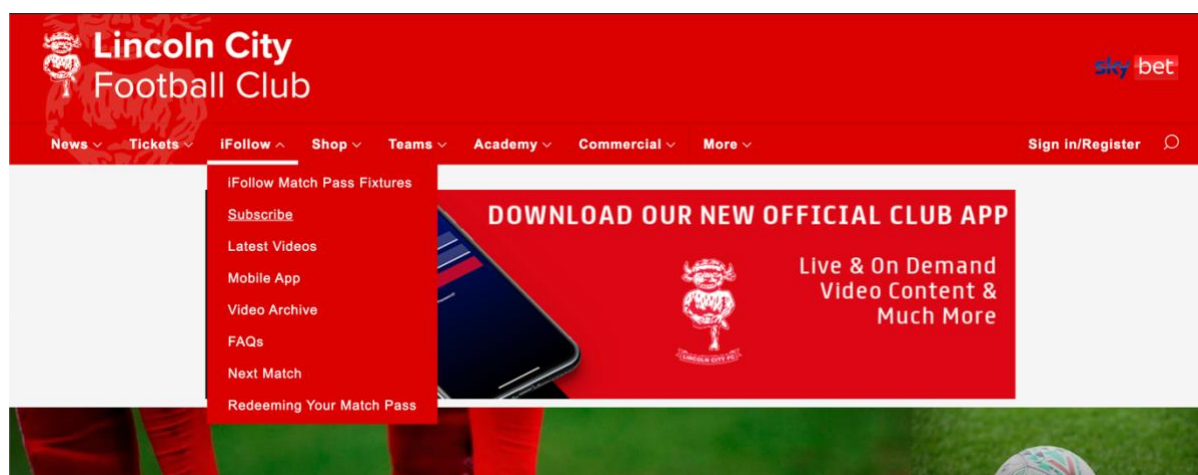


iFollow – How to redeem your match access code

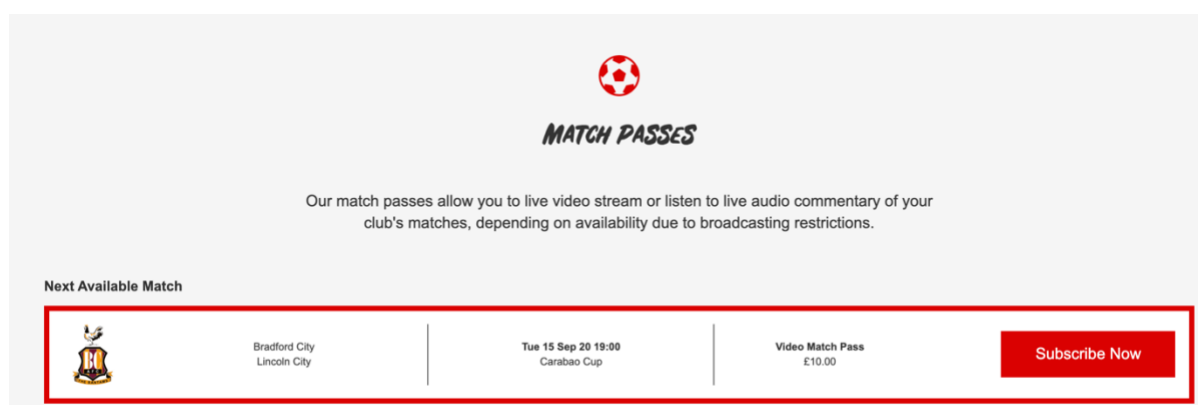
This process must be completed directly through the website, NOT the app.
(Code redemption nor purchases can be made through the app)

Once you have received your iFollow match pass code, we would respectfully request you do this as soon as possible ahead of the day of the game.

- Head to www.weareimps.com and locate the iFollow dropdown link on the main navigation bar at the top of the page
- Hover over this and click on subscribe (or click [HERE](#))

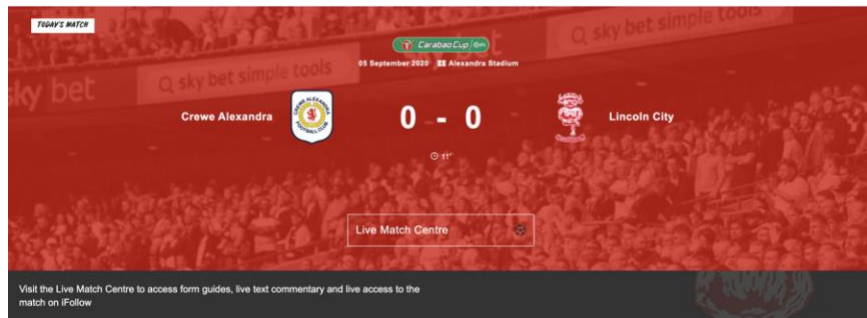


- Scroll down to Match Passes and select the fixture that you wish to watch and click – Subscribe Now



- If you already have an iFollow account, sign in using your email address and password. If not, create a free account by clicking 'Register Now', completing the form and clicking 'Create Account' at the bottom
- Enter your promo code into the box on the screen and click 'Apply' to activate your discount. Your match pass will then have been activated. You will still have to enter your card details in order to process the match, but don't worry you won't be charged.

- On the day of the game, first login to your iFollow account then – Click [HERE](#) This takes you to the match centre which looks like this...



At the bottom of the match centre you will see the grey bar, on the right of it there will be a link to access the live match feed which is only clickable when the stream is live, which is around 15 minutes ahead of kick off. Once this is clicked the video player will appear

For any supporters having issues accessing the game through the App, remember you can now watch the game via your mobile device's browser (i.e Safari) without having to access the app.

Thank you for your support.