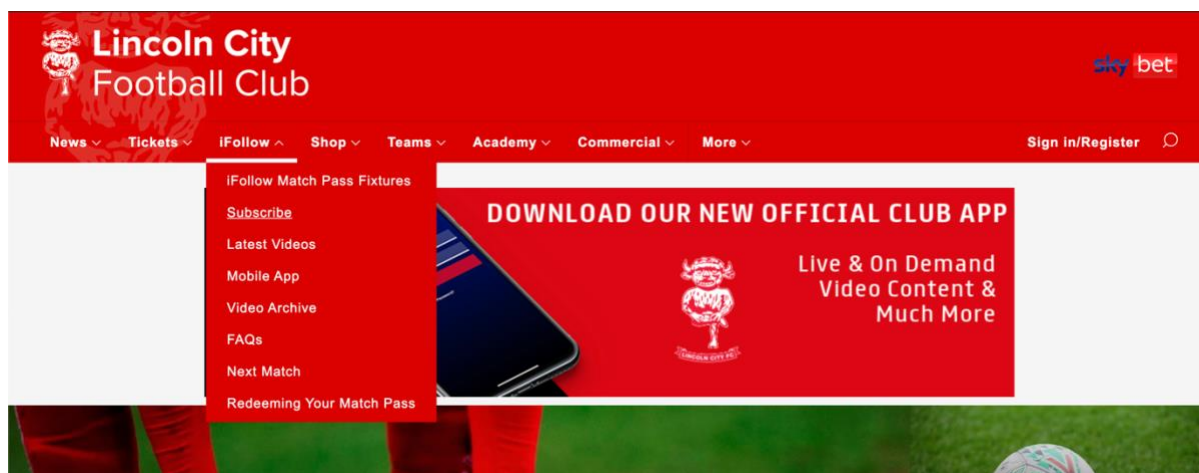


iFollow – Registering and purchasing a Match Pass

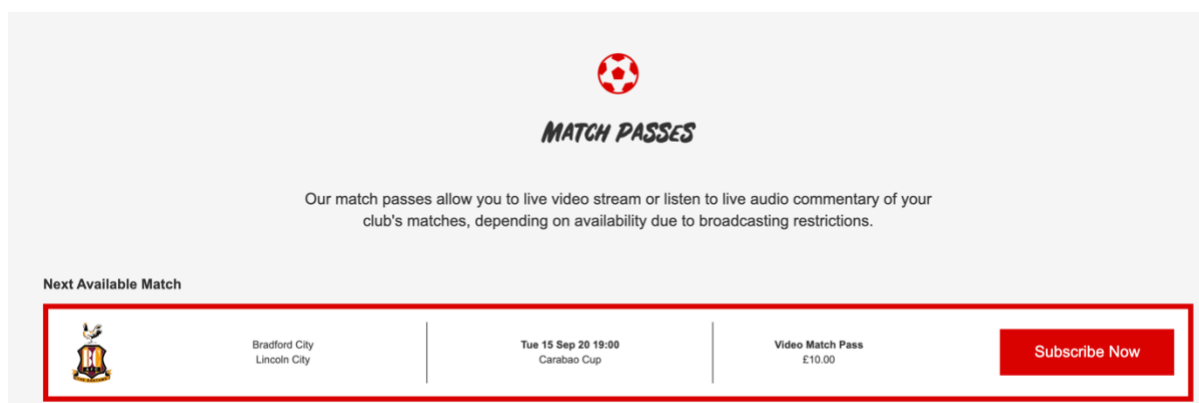
This process must be completed directly through the website, NOT the app.
(Purchases can be made through the app)

We would respectfully request you do this as soon as possible ahead of the day of the game that you wish to watch on We Are Imps iFollow.

- Head to www.weareimps.com and locate the iFollow dropdown link on the main navigation bar at the top of the page
- Hover over this and click on subscribe (or click [HERE](#))



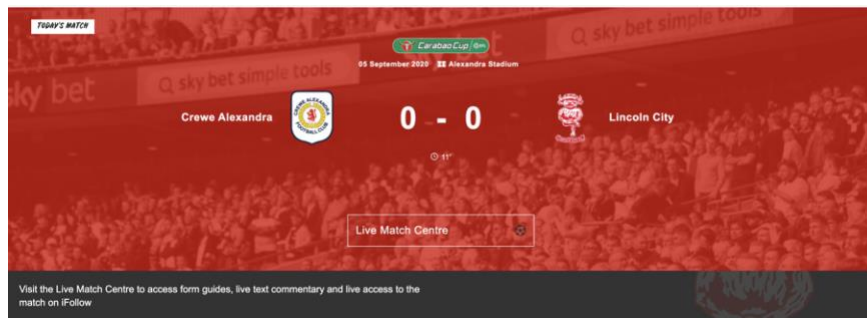
- Scroll down to Match Passes and select the fixture that you wish to watch and click – Subscribe Now



- If you already have an iFollow account, sign in using your email address and password. If not, create a free account by clicking 'Register Now', completing the form and clicking 'Create Account' at the bottom

You will have to enter your card / paypal details in order to process the payment for the match you are wanting to watch.

- On the day of the game, first login to your iFollow account then – Click [HERE](#) This takes you to the match centre which looks like this...



At the bottom of the match centre you will see the grey bar, on the right of it there will be a link to access the live match feed which is only clickable when the stream is live, which is around 15 minutes ahead of kick off. Once this is clicked the video player will appear

For any supporters having issues accessing the game through the App, remember you can now watch the game via your mobile device's browser (i.e Safari) without having to access the app.

Thank you for your support.